

IP-010 - PERKINS - 403A-11G1

1.500 R.P.M. | 50 Hz

TECHNICAL SPECIFICATIONS



Model:

IP-010

Gen set with manual control panel.

Image for guidance purposes.

ENGINE	MAKE	MODEL
	PERKINS	403A-11G1

ALTERNATOR	MODEL
	ZANARDI ATO 28-1VS/4

(400 / 230 V)

CONTINUOUS POWER:
(PRP "Prime Power" norma ISO 8528-1) **9 kVA**

STAND-BY POWER:
(LTP "Limited Time Power" norma ISO 8528-1) **10 kVA**

Amperes in the different voltages:

VOLTAGE	HZ	PHASE	COS Ø	PRP KVA/KW	LTP KVA/KW	AMPERAGE
415/240	50	3	0,8	9,0/7,2	9,9/7,9	13,78
400/230	50	3	0,8	9,0/7,2	9,9/7,9	14,29
380/220	50	3	0,8	9,0/7,2	9,9/7,9	15,04
240/139	50	3	0,8	9,0/7,2	9,9/7,9	23,82
230/133	50	3	0,8	9,0/7,2	9,9/7,9	24,86
220/127	50	3	0,8	9,0/7,2	9,9/7,9	25,99

ELECTRO EXIM SRL

ELECTRO EXIM SRL
21 Ialomicioarei St., sector 1, code 011277, BUCHAREST - ROMANIA
Phone: 0040 21 2231347 - 0040 744 755 390 - FAX: 0040 21 2231201
E-mail: office@electroexim.com - Web: www.electroexim.ro

IP-010 - PERKINS - 403A-11G1

1.500 R.P.M. | 50 Hz

ENGINE CHARACTERISTICS

MAKE	MODEL
PERKINS	403A-11G1

GENERAL DATA

Power PRP (kWm)	8.40
Power LTP (kWm)	9.20
No. cylinders	3
Cylinder capacity (L)	1.13
Diameter per stroke (mm)	77 x 81
Compression ratio	23.00
Cooling system	LIQUID
Injection	INDIRECT
Suction	NATURAL
Series regulator	MECHANICAL
Fly wheel coupling	5-7,5 "

Lubrication system

Oil capacity (L)	4.90
Oil consumption (%)	-
Min. alarm oil pressure (bar)	1.20

Ventilation system

Air cooling flow (m3/h)	-
Combustion air flow (m3/h)	-
Max. back pressure for fan (mbar)	-

Exhaust system

Exhaust gas flow (m3/h)	-
Exhaust back pressure (mbar)	-
Temp. exhaust gases (°C)	-

Electrical system

VDC (V)	12
Battery (Ah)	55
Engine start-up (kW)	-

ELECTRO EXIM SRL

ELECTRO EXIM SRL
 21 Ialomicioarei St., sector 1, code 011277, BUCHAREST - ROMANIA
 Phone: 0040 21 2231347 - 0040 744 755 390 - FAX: 0040 21 2231201
 E-mail: office@electroexim.com - Web: www.electroexim.ro

IP-010 - PERKINS - 403A-11G1

1.500 R.P.M. | 50 Hz

ALTERNATOR CHARACTERISTICS

MODEL

ZANARDI ATO 28-1VS/4 (400 / 230 V)

GENERAL DATA

Power PRP (kVA)	10.00
Power LTP (kVA)	11.00
Efficiency Alt. 3/4 %	86.40
Efficiency Alt. 4/4 %	86.00
No. Poles	4
Voltage regulator	COMPOUND TRANS
No. wires	6
Insulation	H
Xd (%)	-
X'd (%)	-
X	-
Degree of protection	IP23

GENERATOR SET CONSUMPTION

% POWER USED	LITRES/HOUR
50%	1.70
75%	2.30
100%	3.00

DIMENSIONS, CAPACITIES, APPROXIMATE WEIGHT AND NOISE

LENGTH	DIMENSIONS (MM)	
	WIDTH	HEIGHT
1600	900	1132
FUEL TANK (LITRES)		WEIGHT (KG)
47.00		622.00
NOISE LEVEL (dB (A))		
63 dB (A) @ 7 m		

ELECTRO EXIM SRL

ELECTRO EXIM SRL
21 Ialomicioarei St., sector 1, code 011277, BUCHAREST - ROMANIA
Phone: 0040 21 2231347 - 0040 744 755 390 - FAX: 0040 21 2231201
E-mail: office@electroexim.com - Web: www.electroexim.ro

IP-010 - PERKINS - 403A-11G1

1.500 R.P.M. | 50 Hz

INMESOL GENERATOR SET

GENERAL DESCRIPTION

The "INMESOL" generator set is an electrical energy generating machine which is used in places where there **is no mains supply** or when there is a MAINS failure.

The mobile elements, distribution belt, fan, etc., and those parts which reach high temperatures during operation, exhaust manifold, etc, include their corresponding protections, in compliance with the requirements of the Machinery Directive **2006/42**.

REGULATIONS



The machine holds the "CE" marking, and the corresponding Declaration of Conformity is issued with each of them, in which it specifies that the machine complies with **R.D 842/2002 Low Voltage Regulations and with the European Directives:**

- 2006/42 on Safety in Machinery.
- 2006/95/CE on Electrical Safety.
- 2004/108/CE on Electromagnetic Compatibility.
- 2005/88/CE on NOISE EMISSIONS by equipment for outdoor use (for SOUNDPROOF GENERATOR SETS).

IP-010 - PERKINS - 403A-11G1

1.500 R.P.M. | 50 Hz

IN INDUSTRIAL RANGE / SCOPE OF SUPPLY

		
Engine/alternator monobloc directly connected and installed via silent blocks on a frame made from high tensile electro welded steel profiles that are treated with degreasing liquids and aplicated with a phosphate coat and epoxi paint.	✓	✓
Canopy of steel sheet sound proofed with fireproof rockwool, and treated with degreasing liquids and aplicated with a phosphate coat and epoxi paint.	•	✓
Fuel tank integrated in the base frame provided with fuel level jauge and fuel connections to the engine.	✓	✓
Engine with mechanical engine driven pusher fan.	✓	✓
Industrial silencer with -15 db(A) noise reduction and exhaust outlet tube.	✓	•
Residencial silencer with -35 db(A) noise reduction with exhaust tube and protection cap.	•	✓
Electric control cubicle with control module including protection and reading of electrical meassures engine instrumentation fuel level and engine running hours, etc.	✓	✓
Termal and magnetic circuit breaker and termal and magnetic circuit breaker and earth fault relay.	✓	✓
Battery charge alternator.	✓	✓
Starter battery complete with cables to the engine and pole protection.	✓	✓
Installation prepared for earthing spike (spike not included).	✓	✓
Security protection for heat and moving parts as well as live electrical components.	✓	✓
External emergency stop push button.	✓	✓
Manual engine oil extraction pump.	•	✓
Self excited and auto regulated alternator.	✓	✓
Integrated lifting hook for single point lifting with crane, gensets up to 450 kVA (Except in swing-out cover model)	•	✓
4 Lifting points for gen sets from 450 kVA and bigger.	✓	•
Preparate for extended fuel tank, fully bomded for leakage protection.	✓	✓
Base frame is prepared for trailer kit installation.	✓	✓
Standard electronic speed governor on engines from 220 kVA (LTP) and up.	✓	✓
Horizontal outlet for hot air	•	✓

DSE 3110 MANUAL CONTROL PANEL

DSE 3110 MANUAL CONTROL PANEL

MANUAL CONTROL, PROTECTION AND DISTRIBUTION panel, assembled on the generator set in metal cabinet with a DSE 3110 engine protection unit.



It has the following:

Image for guidance purposes.

1 STARTER SWITCH

2 EMERGENCY STOP PUSHBUTTON

3 MEASURING INSTRUMENTS:

- 1 Analogue Ammeter.
- 1 Analogue Voltmeter with an integrated phases selector.
- Fuel Level Indicator
- Digital Reading of Hz and Functioning Hours Counting (DSE 3110)

IP-010 - PERKINS - 403A-11G1

1.500 R.P.M. | 50 Hz

DSE 3110 MANUAL CONTROL PANEL

4 SET CONTROL AND ENGINE PROTECTION: DSE 3110, allows:

- START AND STOP the set MANUALLY.
- Possibility of doing it AUTOMATICALLY via START ON SIGNAL
- Digital readings of the operating hours and the Frequency
- Controls the main characteristics of the engine, causing an alarm or stopping the machine:
 - 1.Low and High Voltage (STOP)
 - 2.Low and High Frequency and Speed (STOP)
 - 3.Low Oil Pressure and High Coolant Temperature (STOP)
 - 4.Failure of the Alternator Battery-Charger (ALARM)
 - 5.Low fuel level (ALARM)

5 PROTECTIONS:

- Magnetothermal Protections
- Earth Leak Protection
- Protection fuses for control module

IP-010 - PERKINS - 403A-11G1

1.500 R.P.M. | 50 Hz

DSE 3110 MANUAL CONTROL PANEL

For **OPEN sets** - Three-phase generators (single phase by request):

CONT . POW.	MAGNETO. PROTECTION (A)	EARTH LEAK PROTECTION	DISTRIBUTION
10 kVA	4P, 16A (B)	Mod. 16A, 300 mA	1 B. CEE 3P+N+T 16A
13 kVA	4P, 20A (B)	Mod. 25 A, 300 mA	1 B. CEE 3P+N+T 32A
15 kVA	4P, 25A (B)	Mod. 25 A, 300 mA	1 B. CEE 3P+N+T 32A
20 kVA	4P, 32 A (B)	Mod. 32 A, 300 mA	1 B. CEE 3P+N+T 32 A
	1P+N 16 A (C)		1 B. CEE 2P+T 16 A
30 kVA	4P, 50 A (B)	Mod. 63 A, 300 mA	1 B. CEE 3P+N+T 63 A
	3P 16 A (C)		1 B. CEE 3P+N+T 16 A
40 kVA	1P+N 16 A (C)	Mod. 63 A, 300 mA	1 B. CEE 2P+T 16 A
	4P, 63 A (B)		1 B. CEE 3P+N+T 63 A
50 kVA	3P 16 A (C)	Electronic adjustable	1 B. CEE 3P+N+T 16 A
	1P+N 16 A (C)		1 B. CEE 2P+T 16 A
60 kVA	4P, 100 A (B)	Electronic adjustable	1 B. CEE 3P+N+T 125 A
	3P 16 A (C)		1 B. CEE 3P+N+T 16 A
75-80 kVA	1P+N 16 A (C)	Electronic adjustable	1 B. CEE 2P+T 16 A
	4P, 125 A (B)		1 B.CEE 3P+N+T 16 A
100 kVA	3P 16 A (C)	Electronic adjustable	1 B.SCHUKO 2P+T 16 A
	1P+N 16 A (C)		1 POWER TERMINALS
125-150 kVA	3P, 160 A (B)	Electronic adjustable	1 B. CEE 3P+N+T 16A
	3P 16 A (C)		1 B. SCHUKO 2P+T 16 A
200-275 kVA	1P+N 16 A (C)	Electronic adjustable	1 B. CEE 3P+N+T 16A
	3P, 250 A (B)		1 B. SCHUKO 2P+T 16 A
300-400 kVA	3P 16 A (C)	Electronic adjustable	1 B. CEE 3P+N+T 16A
	1P+N 16 A (C)		1 POWER TERMINALS
450 kVA VOLVO	3P, 400 A (B)	Electronic adjustable	1 B. CEE 3P+N+T 16A
	3P 16 A (C)		1 B. SCHUKO 2P+T 16 A
430 kVA DEUTZ	3P, 630 A (B)	Electronic adjustable	1 B. CEE 3P+N+T 16A
	1P+N 16 A (C)		1 POWER TERMINALS
450-500 kVA	3P, 800 A (B)	Electronic adjustable	1 B. CEE 3P+N+T 16A
570-650 kVA	3P 16 A (C)	Electronic adjustable	1 B. SCHUKO 2P+T 16 A
	1P+N 16 A (C)		1 POWER TERMINALS
	3P, 800 A (B)	Electronic adjustable	1 POWER TERMINALS
	3P, 630 A (B)	Electronic adjustable	1 POWER TERMINALS
	3P, 1000 A (B)	Electronic adjustable	1 POWER TERMINALS

IP-010 - PERKINS - 403A-11G1

1.500 R.P.M. | 50 Hz

DSE 3110 MANUAL CONTROL PANEL

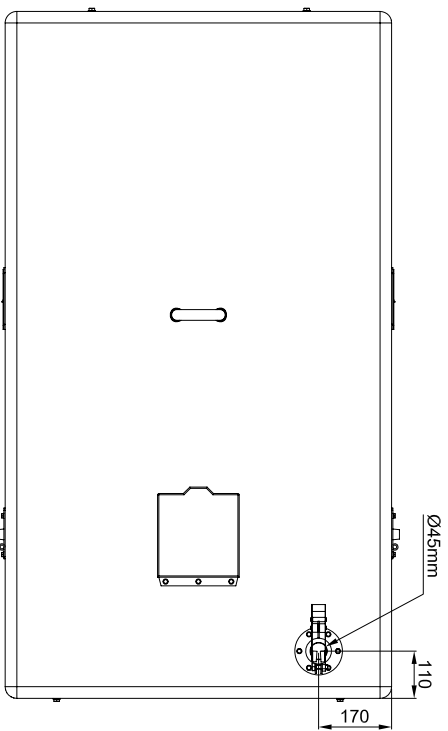
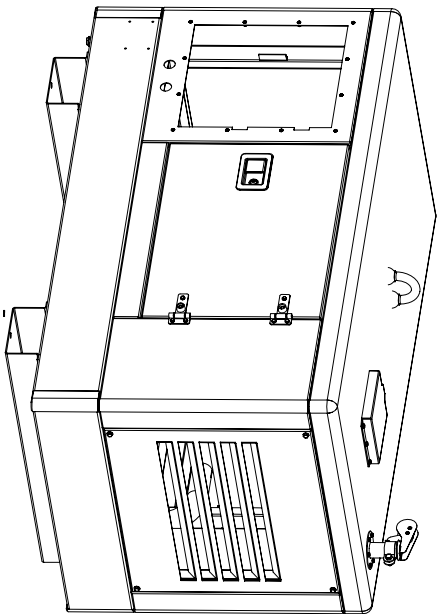
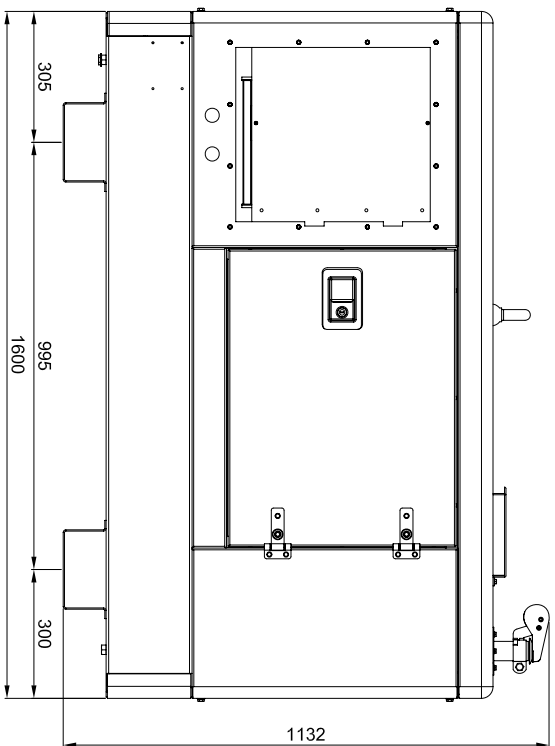
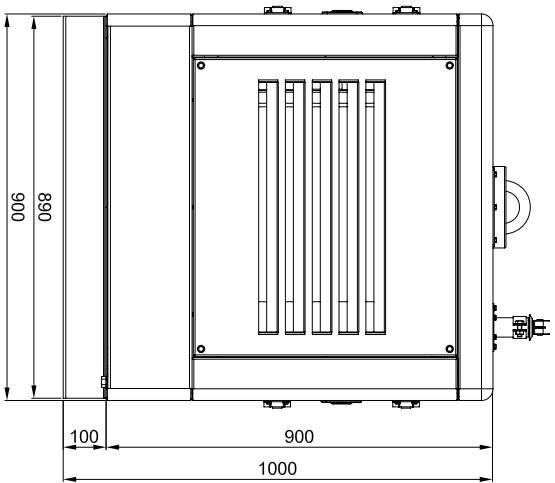
6 OPTIONAL:

AUTOMATIC PANEL FOR MANUAL GENERATOR: ATS DSE 334


- This panel provides the manual control generator with a reserve operation from the Mains, as the ATS sends the command to start and stop the generator, when it detects a supply failure and when the Mains is restored



Cubicle composed of the electronic control module which is detecting a mains failure and of 2 contactors mechanically and electrically interlocked or a motorized switch controlled by the above electronic controller who are realizing the change of supply from the GEN SET or the MAINS to the load.



CAPACIDAD DE DEPOSITO = 47 LTS

		PROYECTO:	
Las tolerancias a cumplir en piezas de dibujo, a de fabricar, serán de 0,2 mm para las piezas de aluminio y de 0,5 mm para las piezas de acero. El material suministrado se ajustará a las especificaciones de la norma UNE EN 60078-1. El fabricante se responsabiliza de la conformidad de las piezas suministradas con las especificaciones de la norma UNE EN 60078-1.		G.E. INSOORO 10-15 Kva R12 CHASIS BAJO	
MODIFICADO	J.S.BELAR	04-MAY-2012	MATERIAL
DIBUJADO	J.S.BELAR	03-MAR-11	TOLERANCIA GENERAL
COMPROBADO	A.L.SOLANO	04-MAY-2012	UDS
CODIGO			EXPEDIENTE
PESO			Nº MOD
ESCALA			Nº PLANO
			MARCA

